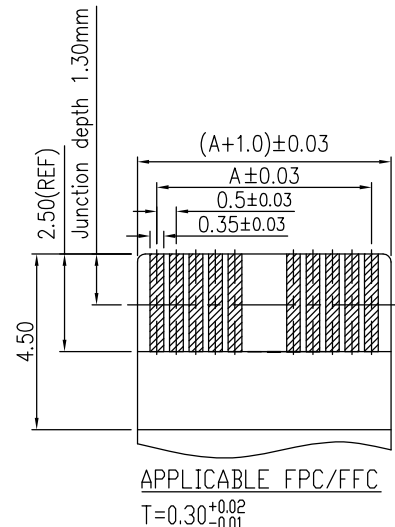
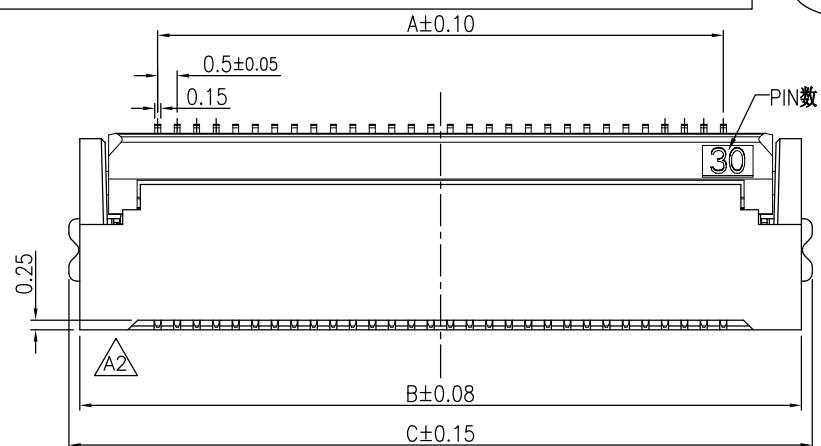
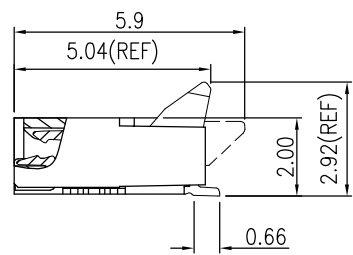
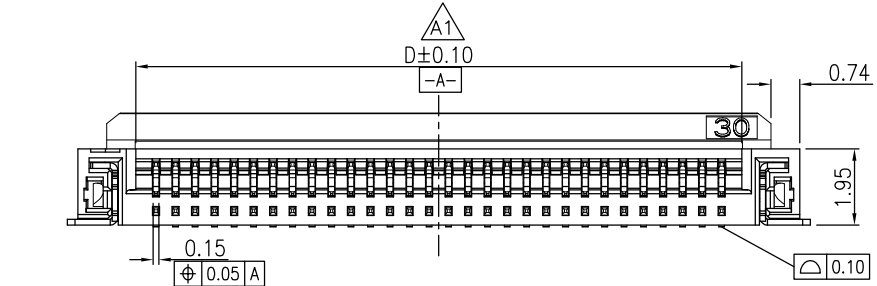


The product using material and processing must conform to the "WI-PZ-001"HSF technical standard control requirements

RoHS+HF



- NOTE:
- MATERIAL SPECIFICATION:
 - HOUSING: LCP,UL94V-0
 - COVER: PA9T,UL94V-0
 - CONTACTS: PHOSPHOR BRONZE
 - STATOR: BRASS
 - PLATING SPECIFICATION:
 - CONTACTS: TIN/GOLD FLASH PLATED OVER ALL.
 - STATOR: TIN/GOLD FLASH PLATED OVER ALL.
 - ELECTRICAL PERFORMANCE:
 - CURRENT RATING: 0.5A
 - CONTACT RESISTANCE: 50 mΩ MAX
 - INSULATION RESISTANCE: 100MΩ Min
 - DIELECTRIC WITHSTANDING : 250V
 - ENVIRONMENTAL PERFORMANCE:
 - OPERATING TEMPERATURE: -30°C~+85°C.
 - PACKAGE SPEC: REEL
 - P/N:



SERIES NO: F0502 20 F 9-1 XX 2 X X 01

HEIGHT: 20: 2.0mm

MALE FEMALE: F-FEMALE

ANGLE: 9-90°

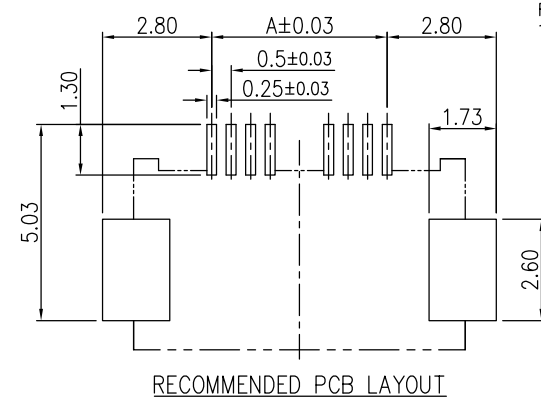
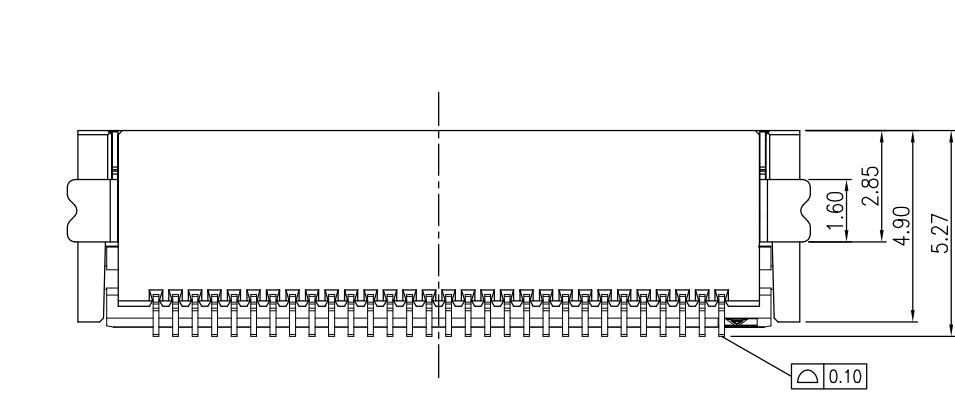
ROW NO: 1-SINGLE ROW

COLOR: M-BEIGE, S-NATURE

PLATING: A-ALL AU G/F, C-BRIGHT TIN, D-MATTE Tin

TERMIPOINT: 2-SMT

PIN Q'PY: 05~96



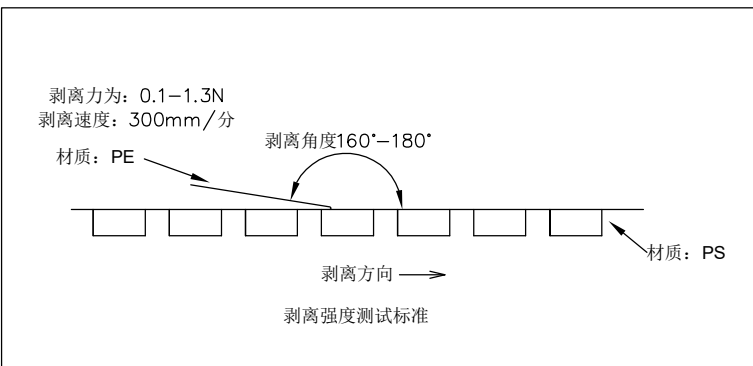
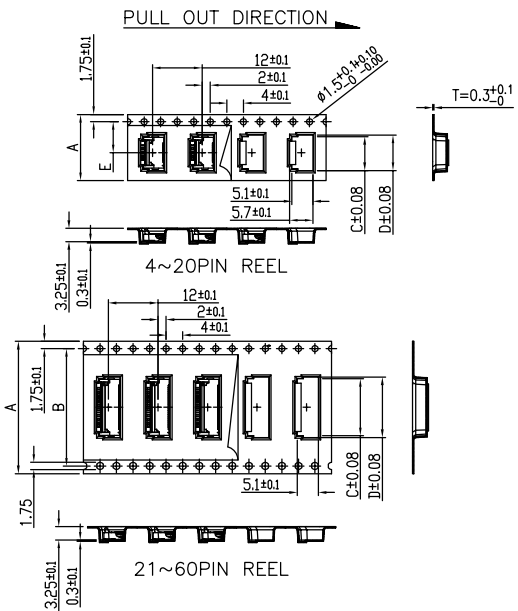
Circuit	Dimensions(mm)				Circuit	Dimensions(mm)			
	A	B	C	D		A	B	C	D
04	1.50	5.50	6.05	2.60	25	12.50	16.00	16.55	13.10
05	2.00	6.00	6.55	3.10	26	12.50	16.50	17.05	13.60
06	2.50	6.50	7.05	3.60	28	13.50	17.50	18.05	14.60
08	3.50	7.50	8.05	4.60	30	14.50	18.50	19.05	15.60
09	4.00	8.00	8.55	5.10	32	15.50	19.50	20.05	16.60
10	4.50	8.50	9.05	5.60	34	16.50	20.50	21.05	17.60
12	5.50	9.50	10.05	6.60	36	17.50	21.50	22.05	18.60
13	6.00	10.00	10.55	7.10	40	19.50	23.50	24.05	20.60
14	6.50	10.50	11.05	7.60	45	22.00	26.00	26.55	23.10
15	7.00	11.00	11.55	8.10	50	24.50	28.50	29.05	25.60
16	7.50	11.50	12.05	8.60	54	26.50	30.50	31.05	27.60
18	8.50	12.50	13.05	9.60	60	29.50	33.50	34.05	30.60
20	9.50	13.50	14.05	10.60	68	33.50	37.50	38.05	34.60
22	10.50	14.50	15.05	11.60	80	39.50	43.50	44.05	40.60
24	11.50	15.50	16.05	12.60	96	47.50	51.50	52.05	48.60

REV.	REVISION RECORD	DATE	GENERAL TOLERANCES		SCALE:	NAME	DATE	PART.NO:	DWG.NO:
A0	NEW RELEASE	21.10.12	LINEAR	ANGLES	1:1			F050220F9-1XX2XX01	ENDE05
A1	CHANGE DIM"D"	24.01.02	0.0±0.35	X'REF±6°	APPROVED	Wang_jr	24.02.27		
X2	MODIFIED IN KIND ON BASIS	24.02.27	0.00±0.25	X'±3°	DESIGNER	Han_Gao	24.02.27	TITLE:	
			0.000±0.10	X'X' ±2°	DRAWN	Zijun_Huang	24.02.27	Pitch 0.50mm H2.0mm卧贴后掀盖双面接 FPC	REV: X2 SHEET: 1/2



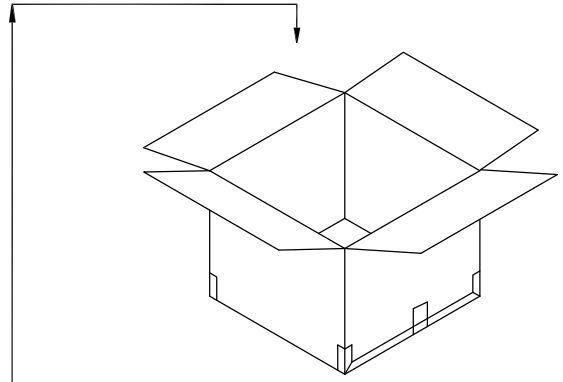
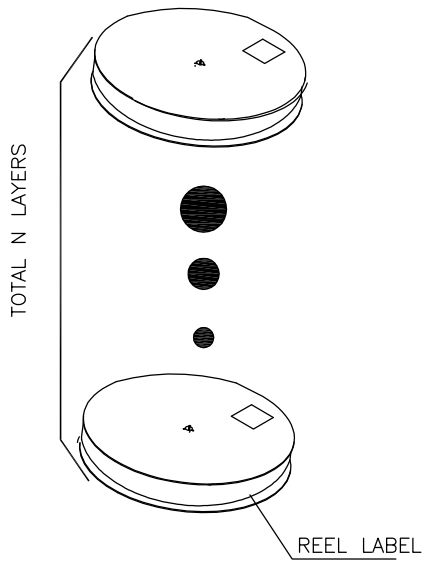
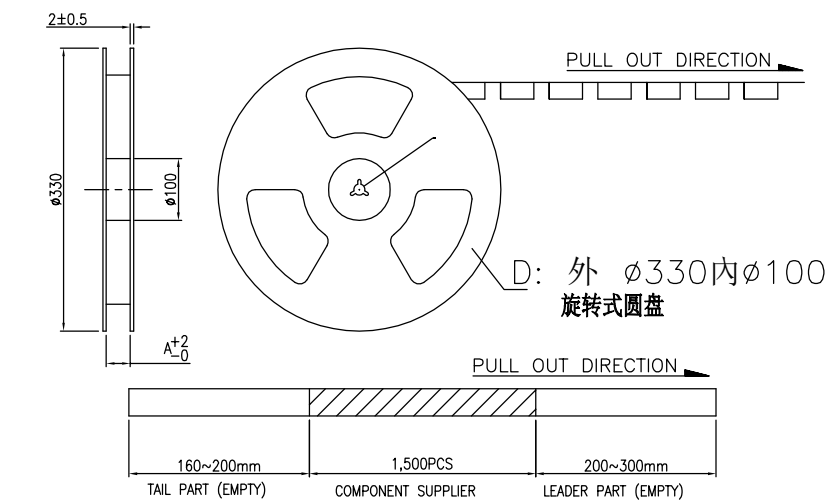
WanLian Technology Co., Ltd

The product using material and processing must conform to the "WI-PZ-001" HSF technical standard control requirements



6. QTY. LIST:

Circuit	A	B	PCS/盘	N盘/耗 (TOL: PCS)
4~25 PIN	24.0	—	1500	11盘(16,500PCS)
26~33PIN	32.0	28.4	1500	8盘(12,000PCS)
34~50 PIN	44.0	40.4	1500	6盘(9,000PCS)
51~60 PIN	56.0	52.4	1500	5盘(7,500PCS)
80~96 PIN	72.0	68.4	1500	4盘6000PCS)



- NOTES:
- MATERIAL:
 - CARRY TAPE:HIPS,T=0.30±0.05mm,CLEAR
 - REEL:HIPS,
 - SHIM:PE,CLEAR.
 - PRIMARY PACKING:1,500PCS/REEL.
 - SECONDARY PACKING:SEE PACKING LIST
 - PEELING RESISTANCE: 0.1~1.3N; PEELING ANGLE: 165°~180°; PEELING SPEED: 300mm/minutes.

REV.	REVISION RECORD	DATE	GENERAL TOLERANCES		SCALE:	NAME	DATE	PART.NO:	DWG.NO:	
A0	NEW RELEASE	21.10.12		LINEAR	1:1	Wang_jr	24.02.27	FO50220F9-1XX2XX01	ENDE05	
A1	CHANGE DIM"D"	24.01.02		0.0±0.35	X'REF±6°					
X2	MODIFIED IN KIND ON BASIS	24.02.27	UNIT: mm	0.00±0.25	X'±3°	Han_Gao	24.02.27	TITLE:	包装规范	
			SIZE: A4	0.000±0.10	X'X' ±2°	Zijun_Huang	24.02.27	REV: X2		SHEET: 2/2